


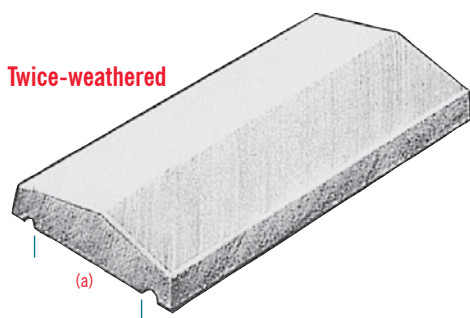
# Wet-cast wall copings

All copings are 600mm (24in) in length


Once-weathered



Twice-weathered



Tabling



Width	thickness	dimension (a)	approx weight kg	no. per tonne	no. per pallet
175mm (7in)	65 – 45mm	120mm	13	76	80
230mm (9in)	70 – 50mm	175mm	19	54	64
300mm (12in)	75 – 50mm	250mm	26•	38	50
350mm (14in)	75 – 50mm	295mm	30•	33	50
400mm (16in)	75 – 50mm	350mm	34•	29	30
450mm (18in)	75 – 50mm	400mm	38•	26	30
510mm (20in)	75 – 50mm	455mm	43•	23	30
610mm (24in)	75 – 50mm	555mm	53•	19	30
Width					
140mm (5½in)	50 – 35mm*	n/a	8	120	100
175mm (7in)	65 – 45mm	120mm	13	76	80
230mm (9in)	70 – 50mm	175mm	19	54	64
300mm (12in)	75 – 50mm	250mm	26•	38	50
350mm (14in)	75 – 50mm	295mm	30•	33	50
400mm (16in)	75 – 50mm	350mm	34•	29	30
450mm (18in)	75 – 50mm	400mm	38•	26	30
510mm (20in)	75 – 50mm	455mm	43•	23	30
610mm (24in)	75 – 50mm	555mm	53•	19	30
Width					
300mm (12in)	50mm	250mm	21•	48	50
350mm (14in)	50mm	295mm	24•	41	50

• In excess of 20kg – please use with caution after assessing the risks.

\* No drips

Copings are available in Once-Weathered, Twice-Weathered and Tabling styles in the standard smooth grey finish.

While every effort is made to ensure that the colours of our products do not vary, complete colour consistency cannot always be guaranteed.

All products available ex works. Prices on application. Telephone the sales office for further information and a quotation.

**STOWELL**  
CONCRETE LIMITED

02/16

[www.stowellconcrete.co.uk](http://www.stowellconcrete.co.uk)