


Wet-cast edgings, bollards and pillar caps

CONCRETE EDGINGS


913mm (36in) length

50mm (2in) × 150mm (6in) section




For general building use as well as landscaping applications, we provide a range of wall copings (see opposite), pillar caps, plain edgings and bollards.

Pillar caps are supplied in four sizes which satisfy the vast majority of requirements. Plain edgings, in round-top and flat-top versions, and the gently tapered bollards are available in the standard smooth grey finish.



330mm (13in) square
80mm @ apex

PYRAMID PILLAR CAPS


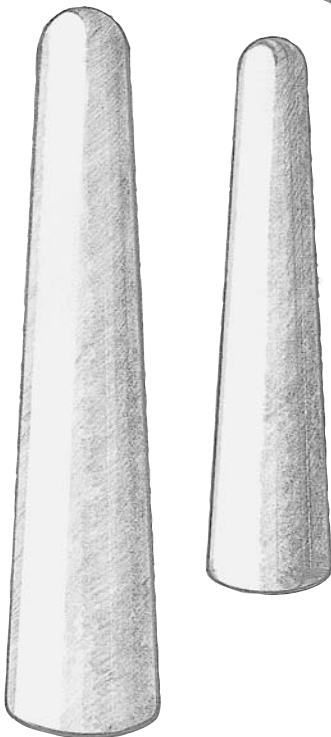


533mm (21in) square
100mm @ apex

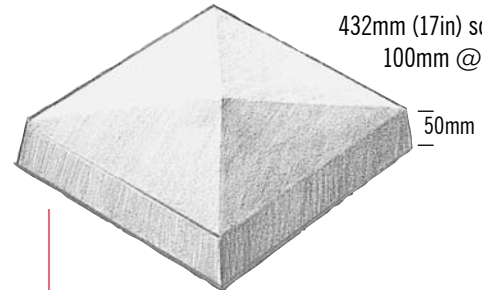
CONCRETE BOLLARDS

Smooth natural grey finish
1350mm × 225mm > 150mm
(54in × 9in > 6in)

Concrete bollards are reinforced with four 8.0mm diameter bars.



533mm × 305mm
(21in × 12in)
90mm @ apex



432mm (17in) square
100mm @ apex

Wet-cast	approx weight kg	no. per tonne	no. per pallet
Bollards	95•	10.5	10
Round top edging	16	62	100
Flat top edging	16	62	100
Pillar caps			
13 × 13in	18	55	60
17 × 17in	36•	28	30
21 × 21in	59•	17	20
21 × 12in	22•	45	40

• In excess of 20kg – please use with caution after assessing the risks.

STOWELL
CONCRETE LIMITED

Tel: 01934 834000 Fax: 01934 835474