



Wall coping

All copings are 600mm
(24in) in length



Once weathered

Width	
175mm (7in)	65 – 45mm
230mm (9in)	70 – 50mm
300mm (12in)	75 – 50mm
350mm (14in)	75 – 50mm
400mm (16in)	75 – 50mm
450mm (18in)	75 – 50mm
510mm (20in)	75 – 50mm
610mm (24in)	75 – 50mm




Twice weathered

Width	
140mm (5½in)	50 – 35mm*
175mm (7in)	65 – 45mm
230mm (9in)	70 – 50mm
300mm (12in)	75 – 50mm
350mm (14in)	75 – 50mm
400mm (16in)	75 – 50mm
450mm (18in)	75 – 50mm
510mm (20in)	75 – 50mm
610mm (24in)	75 – 50mm

Tabling

Width	
300mm (12in)	50mm
350mm (14in)	50mm

*no drips



Copings are available in Once-Weathered, Twice-Weathered and Tabling styles in the standard smooth grey finish.

While every effort is made to ensure that the colours of our products do not vary, complete colour consistency cannot always be guaranteed.

All products are available ex works.

Prices on application.

Telephone our sales office for further information and quotations.



STOWELL

CONCRETE LIMITED

Arnolds Way, Yatton, Bristol BS49 4QN
also at Holcombe, Cheddar & Weston-s-Mare
Tel: 01934 834000 Fax: 01934 835474
www.stowellconcrete.co.uk

07/09