


# Edgings, bollards and pillar caps


## CONCRETE EDGING

913mm (36in) length  
50mm (2in) × 150mm (6in) section




## CONCRETE BOLLARDS


Smooth natural grey finish  
1350mm × 225mm > 150mm  
(54in × 9in > 6in)




## PYRAMID PILLAR CAPS




330mm (13in) square




533mm (21in) square



533mm × 305mm  
(21in × 12in)



432mm (17in) square



**STOWELL**  
CONCRETE LIMITED

07/09

[www.stowellconcrete.co.uk](http://www.stowellconcrete.co.uk)