



Concrete flooring blocks


• for use in conjunction with Stowell T beams (concrete joists)




T300
mass approx. 18.5kg each



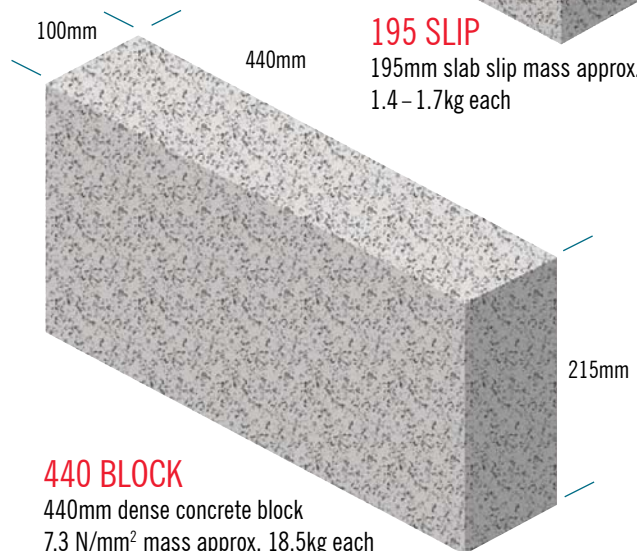
T215
mass approx. 13kg each




215 SLIP
215mm block slip
mass approx. 1.6kg each




195 SLIP
195mm slab slip mass approx. 1.4 – 1.7kg each



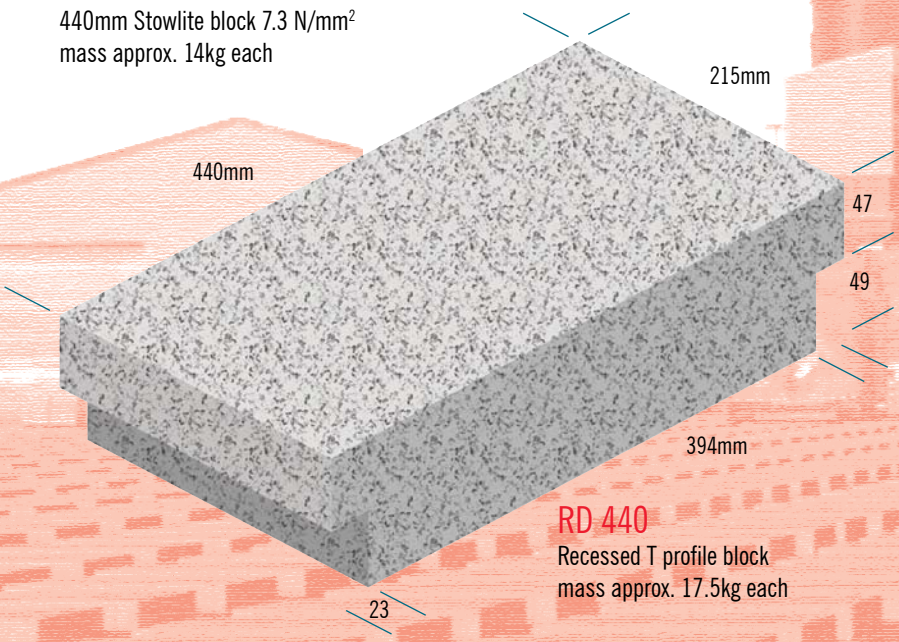
440 BLOCK
440mm dense concrete block
7.3 N/mm² mass approx. 18.5kg each
440mm Stowlite block 7.3 N/mm²
mass approx. 14kg each



RD 215
Recessed T profile block
mass approx. 16.5kg each



COURSING BRICK
Dense concrete block 10.4N/mm²
mass approx. 2.8kg each



RD 440
Recessed T profile block
mass approx. 17.5kg each

STOWELL

CONCRETE LIMITED