

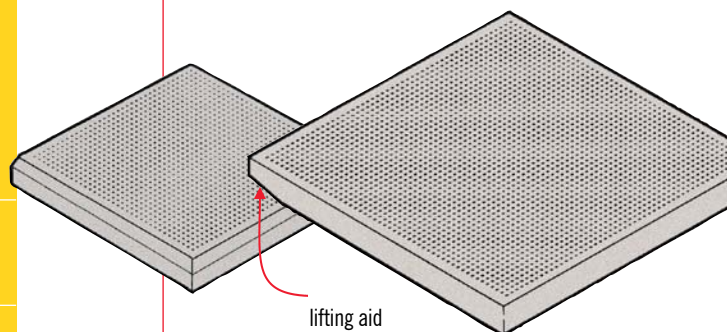
Commercial slabs to BS EN 1339

HYDRAULICALLY PRESSED PAVING

size mm nominal	CHAMFERED SLABS colour				number	
	grey	red	buff	black	per tonne	per pack
450×450×70	●				30	30
400×400×65	●				40	30
400×400×50	●				54	40
600×600×70	REINFORCED HEAVY DUTY SLABS				16	13
450×600×70					22	13
900×600×63	63mm SLABS				12	15
750×600×63					15	15
600×600×63					18	15
600×450×63					24	15
600×300×63					37	15
900×600×50	50mm SLABS				16	20
750×600×50					19	20
600×600×50					24	20
450×600×50					32	40
450×450×50					42	40
400×400×50					54	40
300×600×50					48	20
900×600×50	BARFACED PAVING				16	20
600×600×50					24	20
600×600×38	AVON SLABS				30	25
450×450×32					65	60
600×600×38	SOMERSET SLABS				30	25
450×450×32					65	60
400×400×65	PERMEABLE SLABS*				40	30
400×400×50					54	40

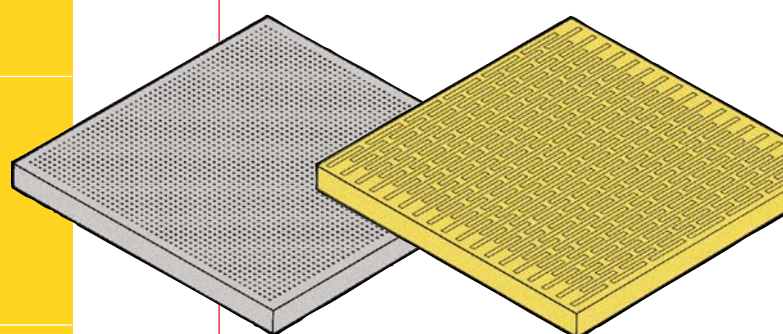
* Please see 2d for laying details

Our hydraulically pressed paving range is available in a variety of sizes, thicknesses and finishes.



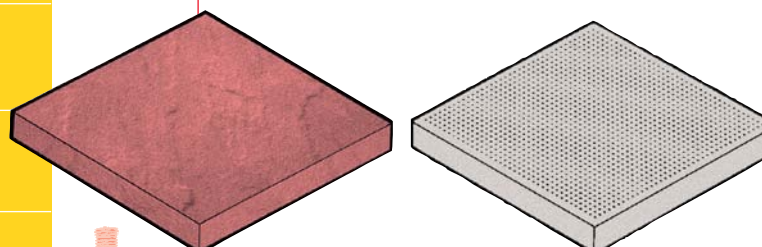
CHAMFERED

REINFORCED




STANDARD

BARFACE



AVON

SOMERSET



PERMEABLE

STOWELL

CONCRETE LIMITED

11/11

www.stowellconcrete.co.uk