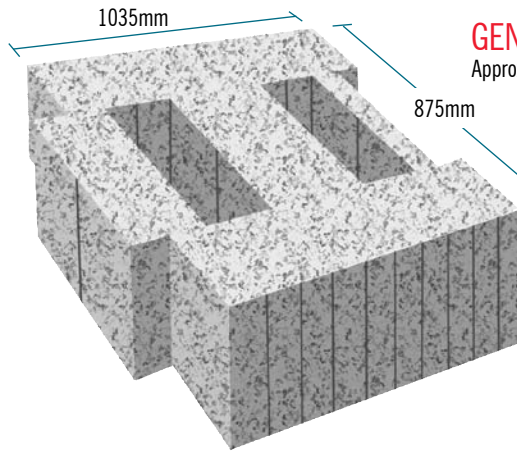
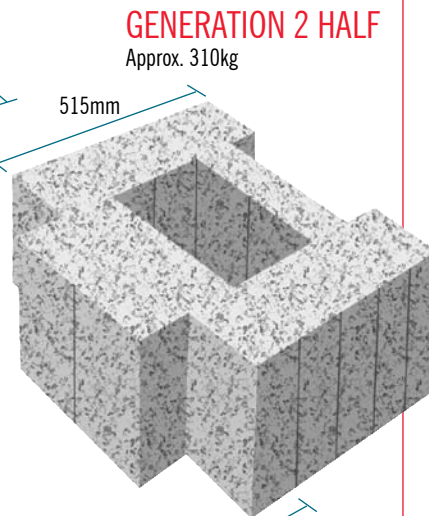


GENERATION 2 MACRO blocks



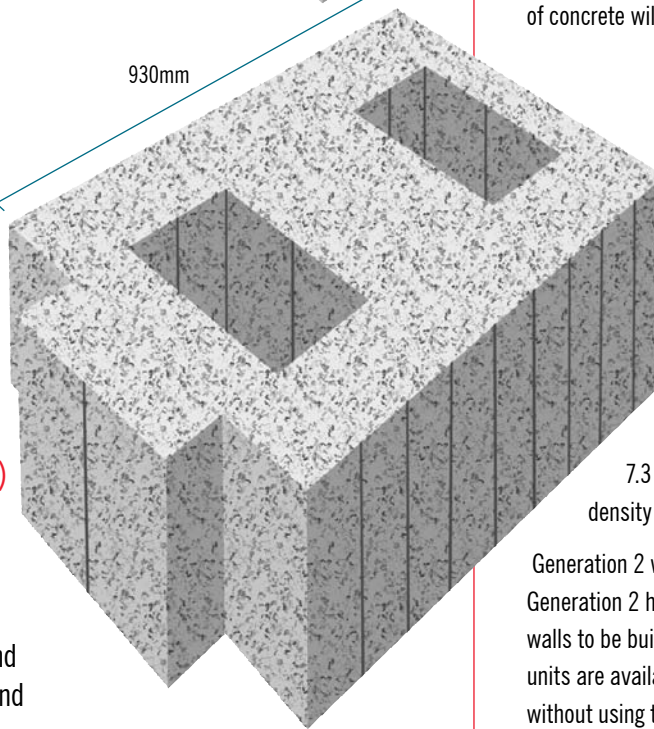
GENERATION 2
Approx. 625kg



GENERATION 2 HALF
Approx. 310kg

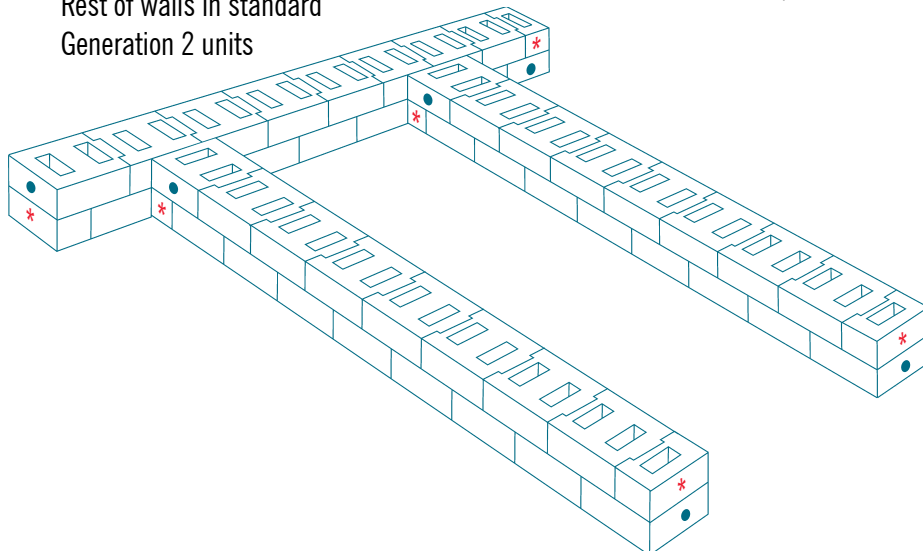


**GENERATION 2 (HFE)
HALF FEMALE END**
Approx. 275kg



**GENERATION 2 (WME)
WHOLE MALE END**
Approx. 580kg

- * GENERATION 2 (HFE) Half Female End
 - GENERATION 2 (WME) Whole Male End
- Rest of walls in standard
Generation 2 units



Our Generation 2 MACRO blocks are designed to complement our original MACRO blocks for use in the construction of agricultural or industrial retaining walls etc. but in more permanent structures. They are configured to cross-bond in construction, resulting in the voids lining up to assist the pouring of the reinforcing concrete, creating vertical columns 215mm x 450mm in cross-section.

Generation 2 MACRO blocks can be installed using a lorry-mounted crane fitted with a block grab, or a fork truck or a crane equipped with a grab suitable for moving blocks around sites.

SIZE OF HOLES

215 x 450 x 440mm = approx. 0.043m³ ie: 1m³ of concrete will fill approximately 23 holes.

Generation 2 MACRO blocks are manufactured using 7.3 N/mm², 1900kg/m³ oven-dry density concrete mix.

Generation 2 whole male ends (WME) and Generation 2 half female ends (HFE) allow walls to be built with flush ends as shown. Half units are available for customers to cross-bond without using the flush end units or to give additional wall length options.

All products are available ex works.

Prices on application.

Telephone our sales office for further information and quotations.

STOWELL
CONCRETE LIMITED

Arnolds Way, Yatton, Bristol BS49 4QN
also at Holcombe, Cheddar & Weston-s-Mare
Tel: 01934 834000 Fax: 01934 835474
www.stowellconcrete.co.uk